



USAGE AND STRUCTURE OF RESTRICTIVE COVENANTS AT U.S. SUBSIDIARIES OF GERMAN COMPANIES

**Table of Contents
Table of Figures
Index of Tables**

Presented by:

T. H. Bender & Partners

Chicago • Stuttgart • London • San Francisco
International Consulting & Executive Search

500 North Michigan Avenue, Suite 300
Chicago, IL 60611
Phone: +1-312-396-4120
Fax: +1-312-264-0202
www.thbender.com
chicago@thbender.com




TABLE OF CONTENTS

I.	Foreword	
1.	Introduction.....	1
2.	Summary of the Results.....	3
3.	A Primer.....	5
3.1.	What Constitutes a Legitimate Proprietary Interest?.....	6
3.2.	What Is a “Reasonable” Restrictive Covenant Limiting Post-Employment Competition?....	7
3.2.1.	What Is Reasonable in Terms of the Scope of the Restricted Activity?.....	7
3.2.2.	What Constitutes a Reasonable Time Restriction?.....	7
3.2.3.	What Constitutes a Reasonable Geographic Scope?.....	8
3.2.4.	What Constitutes Adequate Consideration?.....	8
3.3.	What Happens if an Employee Signed an Overreaching Contract?.....	9
3.4.	Enforcing Restrictive Covenants.....	9
4.	Methodology.....	10
5.	Profile of the Participants.....	11
5.1.	Industries Served.....	11
5.2.	Age of the U.S. Subsidiaries.....	11
5.3.	Heritage of the Top U.S. Executive.....	11
5.4.	Value Added Activities.....	12
5.5.	Worldwide Revenue.....	12
5.6.	U.S. Revenue.....	13
5.7.	Number of Employees.....	13
6.	Usage.....	14
6.1.	Correlation of Number of Employees and Usage.....	14
6.2.	Level of Introduction.....	16
6.3.	What Job Functions are Covered?.....	17
6.4.	An Obstacle to Hiring?.....	17
7.	General Structure of Restrictive Covenants.....	18
7.1.	Duration of Non-Competes and Non-Solicitation Covenants.....	18
7.2.	Geographic Reach.....	18
7.3.	Compensation.....	19
7.4.	Only Source of Income.....	20
7.5.	How are Specific Agreements Worded?.....	20
7.5.1.	Are Specific Industries or Competitors Defined?.....	20
7.5.2.	Are Specific Clients or Employees Defined?.....	21




TABLE OF CONTENTS (cont.)

- 8. Opinions..... 22
 - 8.1. An Effective Tool to Protect Competitive Interests?..... 22
 - 8.2. An Effective Tool to Retain Valuable Employees?..... 22
 - 8.3. Enforcement..... 23
 - 8.4. Confidence in Legal Enforceability..... 23
 - 8.5. State Most Likely to Reject Agreements..... 23
 - 8.6. Why Not Introduce Restrictive Covenants?..... 24
 - 8.7. Future Deployment..... 24

- 9. Frequently Asked Questions..... 25
 - 9.1. How Can Confidential Information Be Protected?..... 25
 - 9.2. How Can Covenants Be Introduced Into Current Employment Agreements?..... 26
 - 9.3. What Defenses Can an Employee Build?..... 26
 - 9.4. What About California?..... 26

- About the Authors..... 27





TABLE OF FIGURES

Figure 1: When were the U.S. Subsidiaries established?.....	11
Figure 2: What is the Mother Tongue of the Top Executive.....	11
Figure 3: Value Added Activities of the Participants.....	12
Figure 4: Profile of Participants Measured by Worldwide Revenue.....	12
Figure 5: Profile of Participants Measured by U.S. Revenue.....	13
Figure 6: Profile of Participants Measured by Number of Worldwide Employees.....	13
Figure 7: Profile of Participants Measured by Number of Employees in the United States.....	13
Figure 8: Prevalence of Restrictive Covenants Among All Respondents.....	14
Figure 9: Usage of Restrictive Covenants According to Company Size.....	14
Figure 10: Prevalence of Confidentiality Agreements.....	15
Figure 11: Prevalence of Non-Compete Agreements.....	15
Figure 12: Prevalence of Non-Solicitation and Non-Recruitment Agreements.....	15
Figure 13: Level of Introduction.....	16
Figure 14: Participants who Distinguish between Job Functions.....	17
Figure 15: An Obstacle to Hiring?.....	17
Figure 16: Length of Non-Compete and Non-Solicitation Covenants.....	18
Figure 17: Participants who include Geographic Restrictions.....	18
Figure 18: What Geographic Restrictions do Participants Deploy?.....	19
Figure 19: Companies Using Non-Worldwide Non-Competes Agreements Including Germany?.....	19
Figure 20: Participants Providing Compensation During Duration of Non-Compete Covenant.....	19
Figure 21: Share of Participants Confirming That Position Is Not Sole Source of Income.....	20
Figure 22: Definition of Specific Industries and Competitors.....	20
Figure 23: Identification of Specific Clients or Employees.....	21
Figure 24: Valuable Tool to Protect Competitive Interests?.....	22
Figure 25: Valuable Tools to Retain Valuable Employees?.....	22
Figure 26: Would Company Always Assert Full Legal Rights?.....	23
Figure 27: How Confident that Non-Compete Agreements Would Uphold in Most State Courts?.....	23
Figure 28: Share of Participants Who Ask If Current Is Not The Only Source of Income.....	23
Figure 29: Why Does Company Not Introduce Non-Compete or Non-Solicitation Agreements?.....	24
Figure 30: Future Deployment.....	24



INDEX OF TABLES

Table 1: Participants by Industry.....	11
Table 2: Participants by Year Established.....	11
Table 3: Heritage of the Top Executive.....	11
Table 4: Value Added Activities.....	12
Table 5: Worldwide Sales.....	12
Table 6: U.S. Revenues.....	13
Table 7: Worldwide Employees.....	13
Table 8: U.S. Employees.....	13
Table 9: Usage Among All Respondents.....	14
Table 10: Usage of Covenants among Participants.....	15
Table 11: Usage of Covenants Among Smaller Companies.....	15
Table 12: Introduction of Covenants and Hierarchy.....	16
Table 14: Duration of Agreements.....	18
Table 15: Geographic Reach.....	19
Table 16: Identification of Specific Industries and Competitors.....	20
Table 17: Identification of Specific Industries and Competitors.....	21
Table 18: Valuable Tools to Protect Interests?.....	22
Table 19: Effective Tool to Retain Employees?.....	22
Table 20: Seek Enforcement?.....	23
Table 21: Confident in Enforceability?.....	23
Table 22: Why Not Introduce Restrictive Covenants?.....	24